



# Cyber Safety



Making Your Community Safer



# Learning Objectives

- To understand the risks involved with online activities.
- How to keep ourselves safe online.
- How to keep our personal information safe.



Making Your Community Safer



## **Be careful when playing online games.....**



- **People may try to gain your trust and ‘make friends’ with you.**
- **People may try to get you do things (you might not want to do).**
- **Remember, if they share a link with you it could be a computer virus or spyware.**
- **People may encourage you to tell them personal information.**





# Fortnite



- **Fortnite is a 12 rated game due to mild violence**
- **Fortnite has both voice and message chat communications.**
- **Ask for permission before making any in app purchases.**
- **Setting time limits.**




# Twitch/ TikTok



- Can have inappropriate content/language.
- People you don't know can message you on the platforms.

- Anyone can watch your content
- Personal information can be given out without you realising- e.g school uniform.





***Snapchat*** is an app that lets you message others and send a photo or video. The 'snap' appears on screen for up to 10 seconds before disappearing or there is an option to have no time limit. There is also a feature called Snapchat Story where 'snaps' are shared in a sequence for up to 24 hours. A percentage of reviewers thought it unsafe because it shares locations if the 'ghost mode' isn't used, screen shots can be taken of the 'snaps', it can be used for bullying and requests for sexual images can come from unknown people.

**App settings tips: You can hide your location by turning on GHOST MODE in settings and then SEE MY LOCATION.**



# WhatsApp



- Regulations have recently changed to being a 16 rated app
- Often added to groups you don't know
- People can find your location from you sending an innocent photo.
- Easy way for people to become victims of cyber bullying



# Roasting

- Started as a Reddit thread called “roast me”
- Then became a popular TV event on Comedy Central
- People subject to public insults from their peers
- Becoming a dangerous and harmful form of cyber bullying



**Making Your Community Safer**



## Why do predators like Social Media / online activities?



- Access to you and your personal information.
- Opportunity to build a relationship with you.
- The predator can remain anonymous / give false details.



# What is Online Grooming?

Online grooming is the term used to describe inappropriate behaviour towards a young person, putting them at risk to a sexual offence.



Breck Bednar (14) - Surrey



Lewis Danes (19) - Grays





# NATIONAL GALLERY

by FREDERICK WISEMAN

'Schoolboy Murder'  
BBC London News  
[www.bbc.co.uk](http://www.bbc.co.uk)

# How can we stay safe online?

- Do not give out personal information that might identify you.
- Tell someone if you are made to feel uncomfortable.
- Look out for warning signs:
  - Someone tries to get you to share personal information.*
  - Lots of flattery.*
  - Someone asks for pictures.*
  - Someone tries to talk about sex.*
  - Someone asks you to keep your messages a secret.*





# CEOP

(Child Exploitation and Online Protection Centre)



CEOP is a national crime agency.

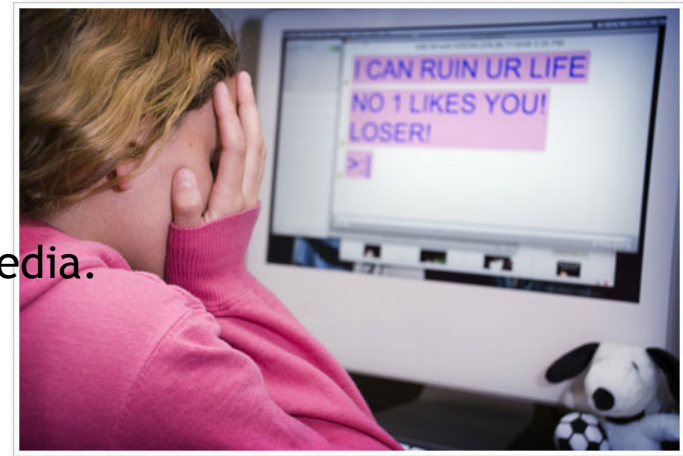
- Works with child protection partners across UK and overseas.
- Pursues those who sexually exploit and abuse children.
- Prevents people becoming involved in child sexual exploitation.
- Protects children from becoming victims of sexual exploitation and sexual abuse.





## What is Cyber Bullying?

- Spreading rumors or lies online (indirectly)
- Harassing or threatening (directly)
- Posting and sharing inappropriate pictures on social media.
- Pretending to be someone else online



Over half of adolescents have been bullied online.  
Only **1 in 10** tell their parents.





# My Name is George



'My Name is George'  
[www.kidshelpline.com.au](http://www.kidshelpline.com.au)



**T**  
**H**  
**I**  
**N**  
**K**

is it *True*

is it *Helpful*

is it *Inspiring*

is it *Necessary*

is it *Kind*





## How can we prevent Cyber Bullying?



**Work together in groups (5 mins).**



# Instagram Restrict function



A message will say:

- "Are you sure you want to post this?"
- "We're asking people to rethink comments that seem similar to others that have been reported."

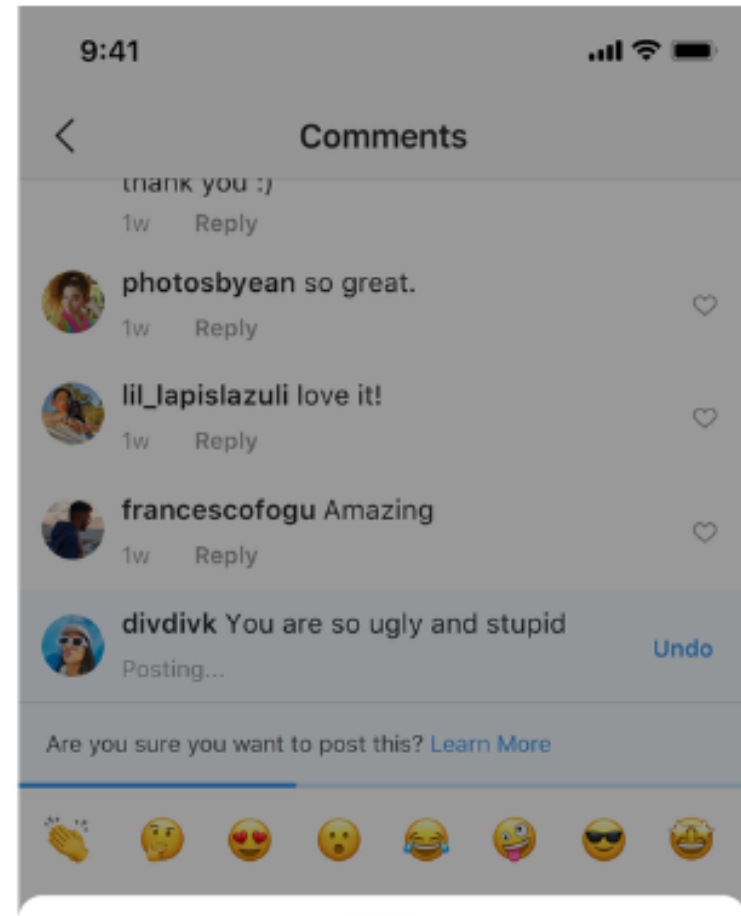
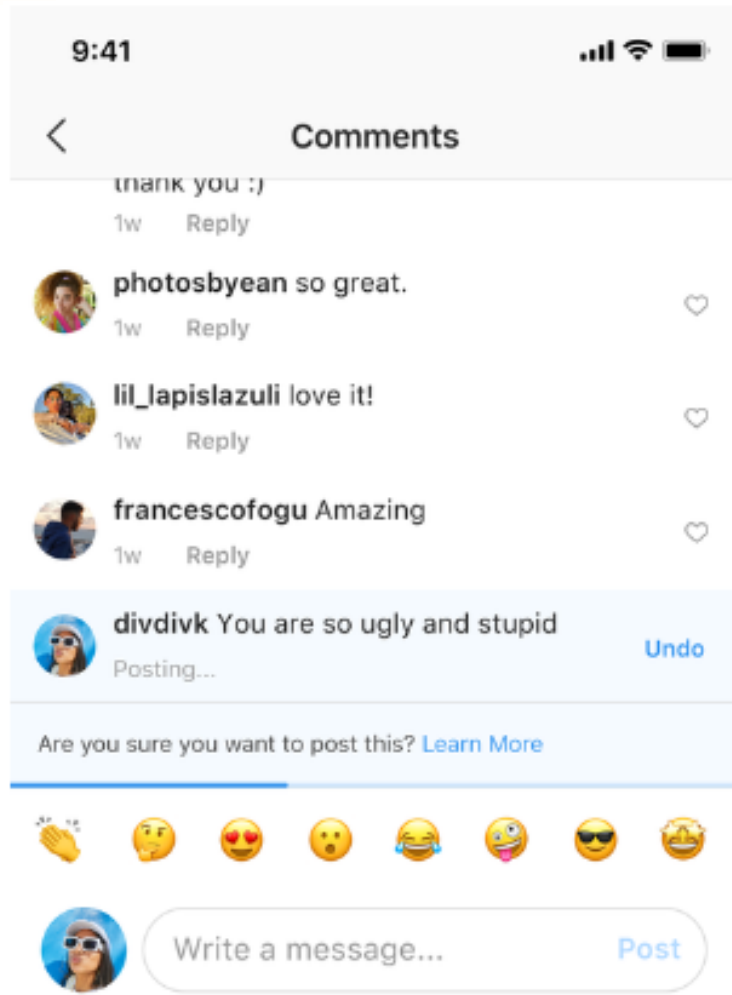
Always **RETHINK** before  
sending a post!







# “Are you Sure you want to post this?”





'Create No Hate'  
CREATE NO HATE  
[www.createnohate.ie](http://www.createnohate.ie)

**Making Your Community Safer**



# Preventing Cyber Bullying (top tips).



- **Don't respond to the messages. Letting bullies know they're bothering you might make them try even harder to upset you.**
- **KEEP THE EVIDENCE!!!** Save screen shots and take notes of any names that could help you identify who the bully is, then delete the comments and block the bully if you have the option.
- **Don't use your real name and details if you're on a site with mostly anonymous people.**
- **If you feel worried then you should talk to a teacher at school or a parent, carer or an adult that you trust and see if they can help.**
- **Don't be a bystander: if you see someone being bullied report it and tell them they can get help. This might be through a teacher, police or Childline.**



# Cyber Bullying and the Law

There is no legal definition of cyberbullying within UK law. However there are a number of existing laws that can be applied to cases of cyberbullying and online harassment, namely :

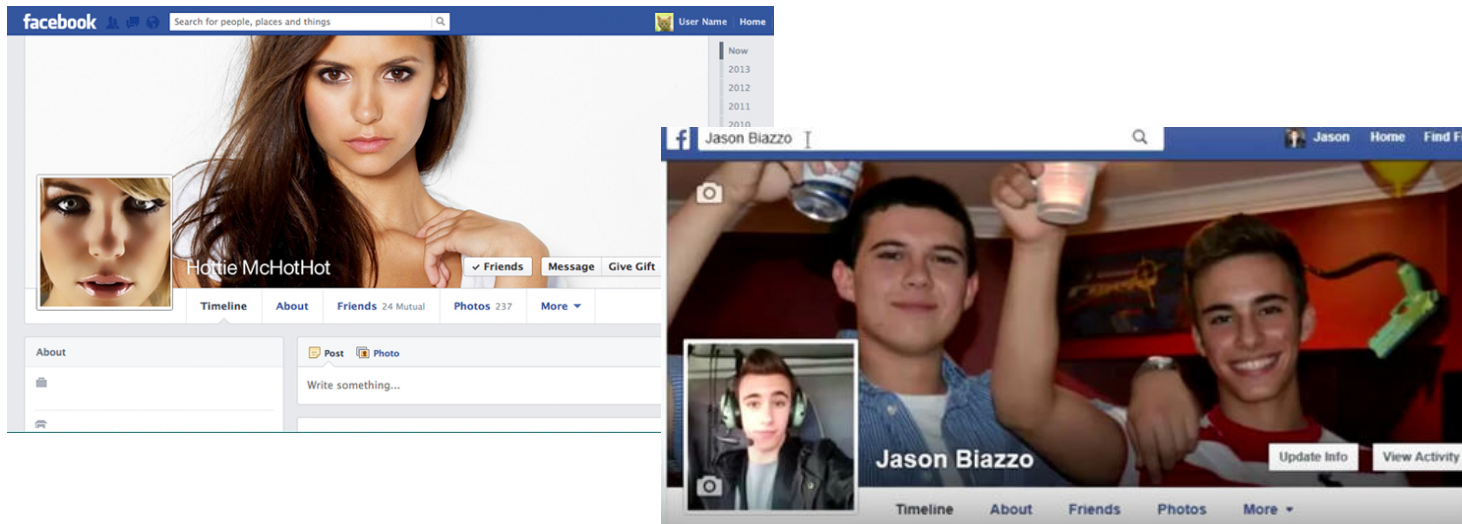
- Protection from harassment Act 1997
- Criminal Justice and Public Order Act 1994
- Malicious Communications Act 1988
- Communications Act 2003
- Defamation Act 2013







## What information should we share on social media?



## What could the consequences be?





## What are the consequences?



- There is no turning back once you press send
- Even when using Snapchat a screenshot can be taken
- You risk being seen as someone you are not

**BEFORE YOU PRESS**  
**SEND**   
**THINK**



# What is Identity Theft?

(How can we protect ourselves)



- Don't open suspicious looking emails.
- Be careful when opening attachments.
- Don't give out personal information: phone numbers, postal address.
- Don't give out banking / financial information.
- Don't allow anyone to access your PC, laptop or electronic device remotely.



## Keeping our information Safe.

- Use strong p@ssw0rds
- Use anti-virus software
- Recognize phishing e-mails and websites
- Use online accounts safely





**Thanks for Listening**

**Stay Safe!**

**Making Your Community Safer**

